

ARTLAB TRAINING OF ARTISTS: RESULTS

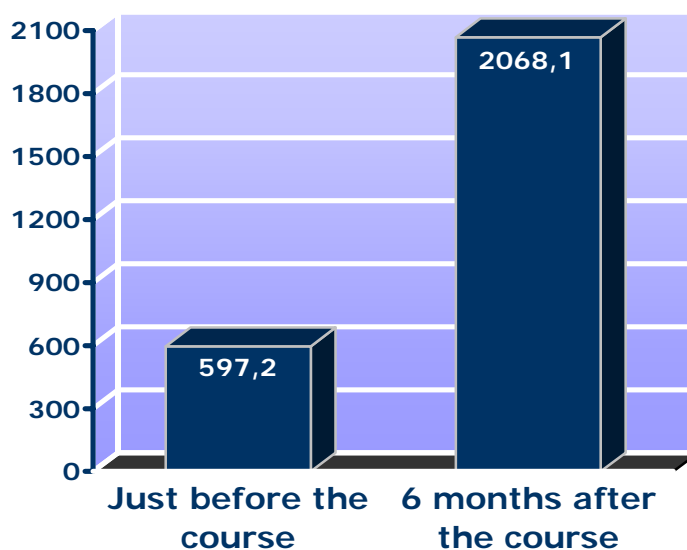
(January 2006)

The figures below show the development of working hours for professional artists who have participated in long-term training at Artlab (13-20 weeks). The statistics are based on interviews with 121 artists who finished their course in the second half of 2004.

The figures compare the artists numbers of working hours, just before and six months after the course.

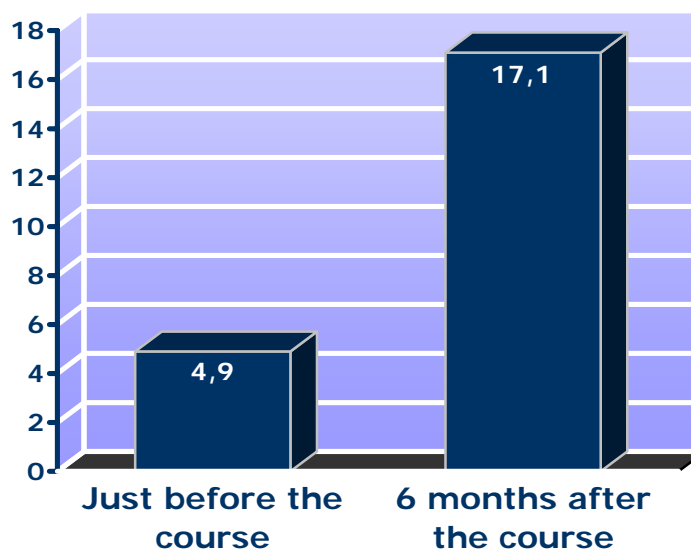
TOTAL WORKING HOURS A WEEK FOR THE 121 PARTICIPANTS

The growth of working hours per week: **1.471 hours (+ 246 %)**



GROWTH OF WORKING HOURS FOR EACH ARTIST

Average growth of hours per week: **12,2 hours**

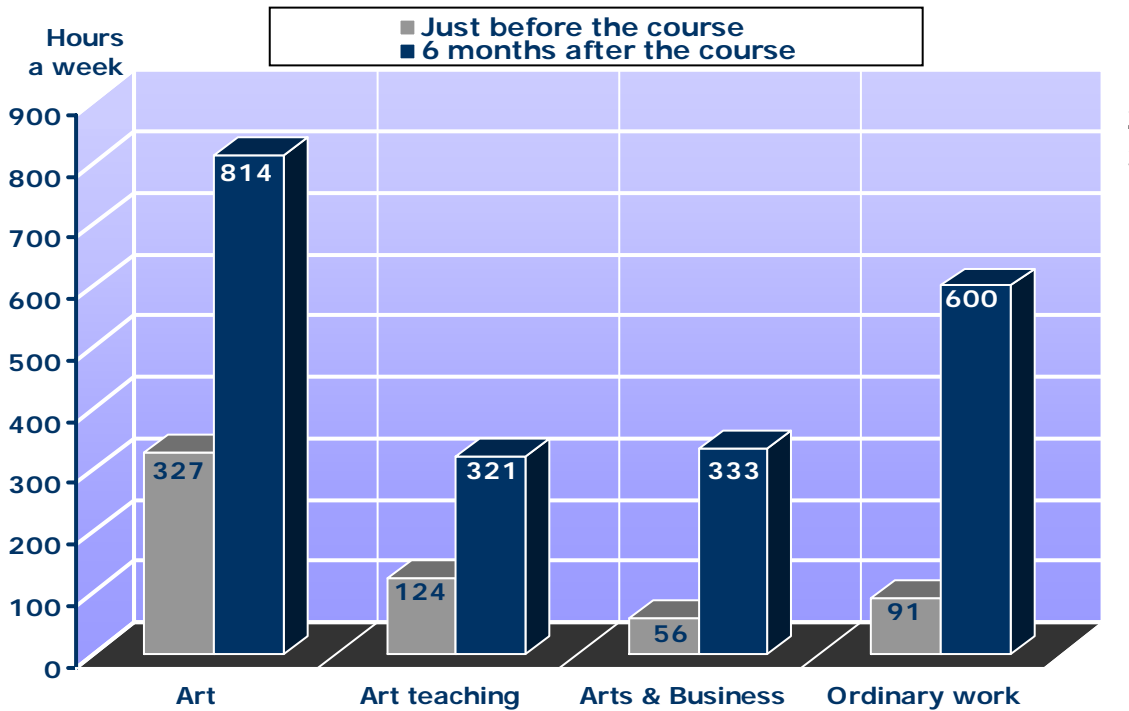


GROWTH IN FOUR CATEGORIES OF WORK

In this figure the total working hours are split up in four categories:

ART / ART TEACHING / ARTS & BUSINESS / ORDINARY WORK

Monitoring this, we are also able to spot new tendencies of growth in the categories, from one year to another.



	Art	Art teaching	Arts & Business	Ordinary work	Total
Growth in hours	487 h.	198 h.	277 h.	509 h.	1.471 h.
Growth in percentages	149 %	160 %	491 %	563 %	1.363 %

ARTISTS USE THEIR UNIQUE COMPETENCE IN THE FIRST 3 CATEGORIES

ART	(Primary competence)
ART TEACHING	(Secondary competence)
ARTS & BUSINESS	(Tranfered competence)

ORDINARY WORK	(Common competence)